

SOD-123 Plastic-Encapsulate Diodes

MBR0560/MBR0580 Schottky Barrier Diode

FEATURES

- Lead Free Finish/RoHS Compliant
- Extremely Low Thermal Resistance
- For Surface Mount Application and High Current Capability

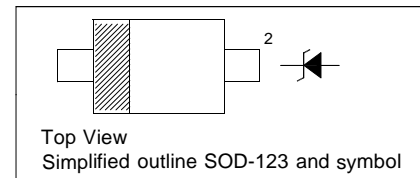
MARKING:

MBR0560:R6

MBR0580:R8

PINNING

PIN	DESCRIPTION
1	Cathode
2	Anode



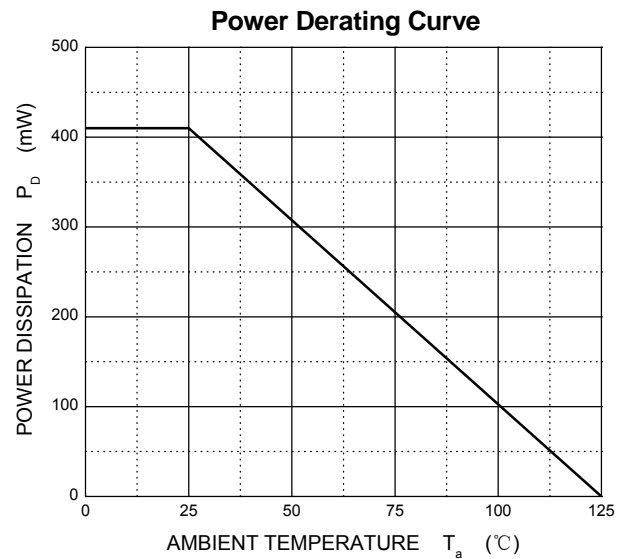
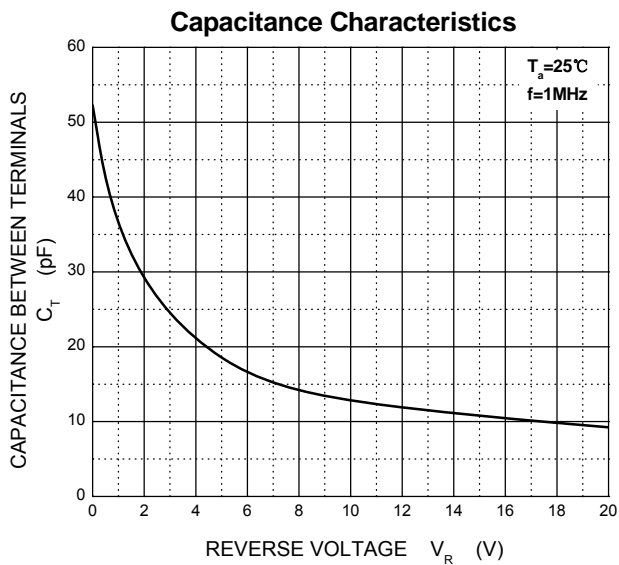
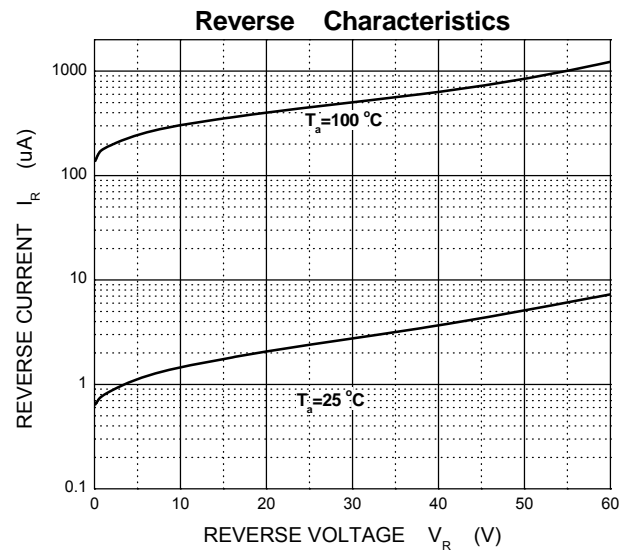
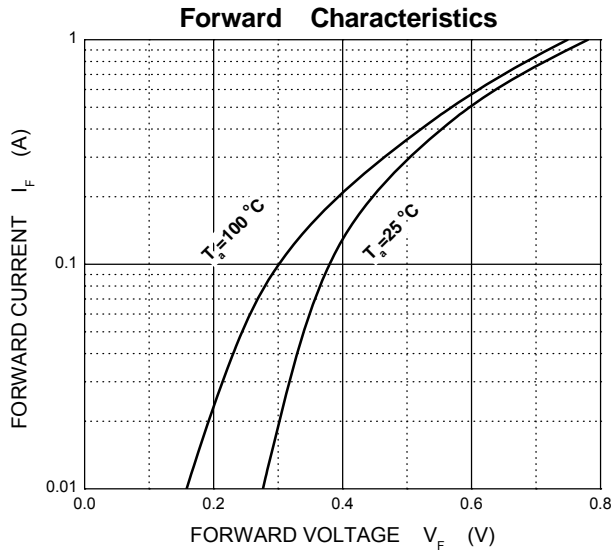
Maximum Ratings @T_a=25°C

Parameter	Symbol	MBR 0560	MBR 0580	Unit
Maximum recurrent peak reverse voltage	V _{RRM}	60	80	V
Maximum RMS voltage	V _{RMS}	42	56	
Mean rectifying current	I _O	0.5		A
Non-repetitive Peak forward surge current @t=8.3ms	I _{FSM}	5.5		A
Power Dissipation	P _D	410		mW
Thermal Resistance Junction to Ambient	R _{θJA}	244		°C/W
Junction temperature	T _j	125		°C
Storage temperature	T _{stg}	-55~+150		°C

ELECTRICAL CHARACTERISTICS @T_a=25 °C unless otherwise specified

Parameter	Symbol	Min.	Typ.	Max.	Unit	Conditions
Forward voltage	V _F			0.70	V	I _F =500mA
MBR0560 MBR0580				0.80		
Reverse current	I _R			80	μA	V _R =60V V _R =80V
MBR0560 MBR0580						
Capacitance between terminals	C _T		30		pF	V _R =4V, f=1MHZ

Typical Characteristics



PACKAGE OUTLINE

Plastic surface mounted package; 2 leads

SOD-123

