

BZT52C2V0W - BZT52C75W

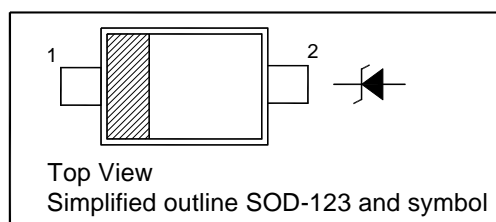
SILICON PLANAR ZENER DIODES

Features

- Ideally suited for automated assembly processes
- Total power dissipation: max. 500 mW

PINNING

PIN	DESCRIPTION
1	Cathode
2	Anode



Absolute Maximum Ratings ($T_a = 25^\circ\text{C}$)

Parameter	Symbol	Value	Unit
Power Dissipation	P_{tot}	500	mW
Junction Temperature	T_J	150	$^\circ\text{C}$
Storage Temperature Range	T_{stg}	- 65 to + 150	$^\circ\text{C}$

Characteristics at $T_a = 25^\circ\text{C}$

Parameter	Symbol	Max.	Unit
Thermal Resistance Junction to Ambient Air	R_{thJA}	250	$^\circ\text{C}/\text{W}$
Forward Voltage at $I_F = 10 \text{ mA}$	V_F	0.9	V

Characteristics at Ta = 25°C

Type	Marking Code	Zener Voltage Range ¹⁾			Dynamic Impedance				Reverse Leakage Current	
		V _{znom}	V _{ZT}	at I _{ZT}	Z _{ZT}	at I _{ZT}	Z _{ZK}	at I _{ZK}	I _R	at V _R
		V	V	mA	Max. (Ω)	mA	Max. (Ω)	mA	Max. (μA)	V
BZT52C2V0W	MF	2.0	1.8...2.15	5	100	5	-	-	120	0.5
BZT52C2V2W	MG	2.2	2.08...2.33	5	100	5	-	-	120	0.7
BZT52C2V4W	MH	2.4	2.2...2.6	5	100	5	600	1	50	1
BZT52C2V7W	MJ	2.7	2.5...2.9	5	100	5	600	1	20	1
BZT52C3V0W	MK	3.0	2.8...3.2	5	95	5	600	1	10	1
BZT52C3V3W	MM	3.3	3.1...3.5	5	95	5	600	1	5	1
BZT52C3V6W	MN	3.6	3.4...3.8	5	90	5	600	1	5	1
BZT52C3V9W	MP	3.9	3.7...4.1	5	90	5	600	1	3	1
BZT52C4V3W	MR	4.3	4...4.6	5	90	5	600	1	3	1
BZT52C4V7W	MX	4.7	4.4...5	5	80	5	500	1	3	2
BZT52C5V1W	MY	5.1	4.8...5.4	5	60	5	480	1	2	2
BZT52C5V6W	MZ	5.6	5.2...6	5	40	5	400	1	1	2
BZT52C6V2W	NA	6.2	5.8...6.6	5	10	5	150	1	3	4
BZT52C6V8W	NB	6.8	6.4...7.2	5	15	5	80	1	2	4
BZT52C7V5W	NC	7.5	7...7.9	5	15	5	80	1	1	5
BZT52C8V2W	ND	8.2	7.7...8.7	5	15	5	80	1	0.7	5
BZT52C9V1W	NE	9.1	8.5...9.6	5	15	5	100	1	0.5	6
BZT52C10W	NF	10	9.4...10.6	5	20	5	150	1	0.2	7
BZT52C11W	NH	11	10.4...11.6	5	20	5	150	1	0.1	8
BZT52C12W	NJ	12	11.4...12.7	5	25	5	150	1	0.1	8
BZT52C13W	NK	13	12.4...14.1	5	30	5	170	1	0.1	8
BZT52C15W	NM	15	13.8...15.6	5	30	5	200	1	0.1	10.5
BZT52C16W	NN	16	15.3...17.1	5	40	5	200	1	0.1	11.2
BZT52C18W	NP	18	16.8...19.1	5	45	5	225	1	0.1	12.6
BZT52C20W	NR	20	18.8...21.2	5	55	5	225	1	0.1	14
BZT52C22W	NX	22	20.8...23.3	5	55	5	250	1	0.1	15.4
BZT52C24W	NY	24	22.8...25.6	5	70	5	250	1	0.1	16.8
BZT52C27W	NZ	27	25.1...28.9	2	80	2	300	0.5	0.1	18.9
BZT52C28W	28C	28	26.6...29.4	2	80	2	300	0.5	0.1	19.6
BZT52C30W	PA	30	28...32	2	80	2	300	0.5	0.1	21
BZT52C33W	PB	33	31...35	2	80	2	325	0.5	0.1	23.1
BZT52C36W	PC	36	34...38	2	90	2	350	0.5	0.1	25.2
BZT52C39W	PD	39	37...41	2	130	2	350	0.5	0.1	27.3
BZT52C43W	6A	43	40...46	2.5	130	2	500	1	2	33
BZT52C47W	6B	47	44...50	2.5	150	2	500	1	2	36
BZT52C51W	6C	51	48...54	2.5	180	2	500	1	1	39
BZT52C56W	6D	56	52...60	2.5	180	2	500	1	1	43
BZT52C62W	6E	62	58...66	2.5	200	2	500	1	0.2	47
BZT52C68W	6F	68	64...72	2.5	250	2	500	1	0.2	52
BZT52C75W	6H	75	70...79	2.5	300	2	500	1	0.2	57

Typical Characteristics

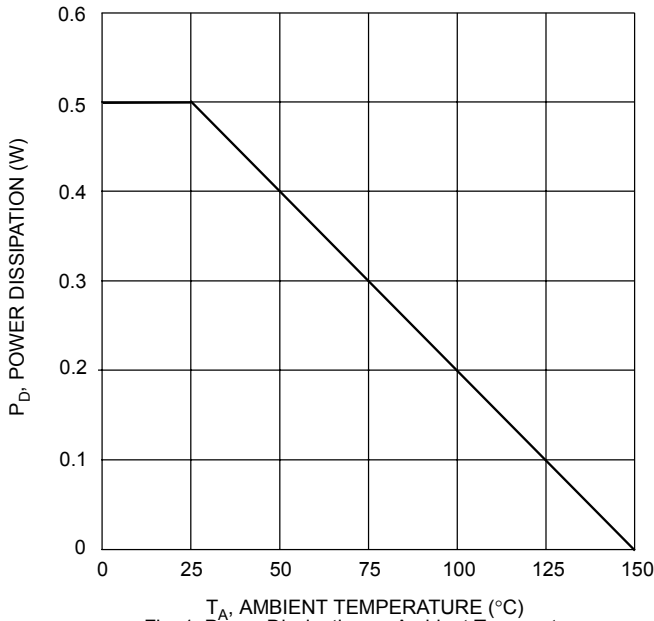


Fig. 1 Power Dissipation vs Ambient Temperature

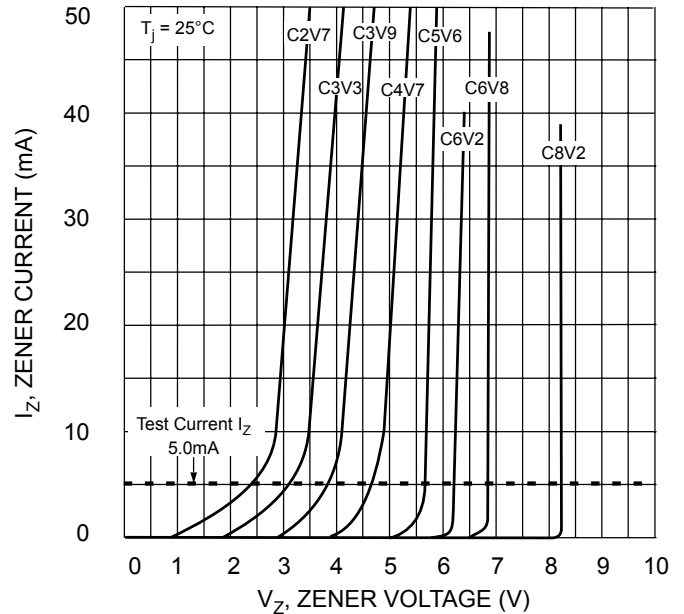


Fig. 2 Zener Breakdown Characteristics

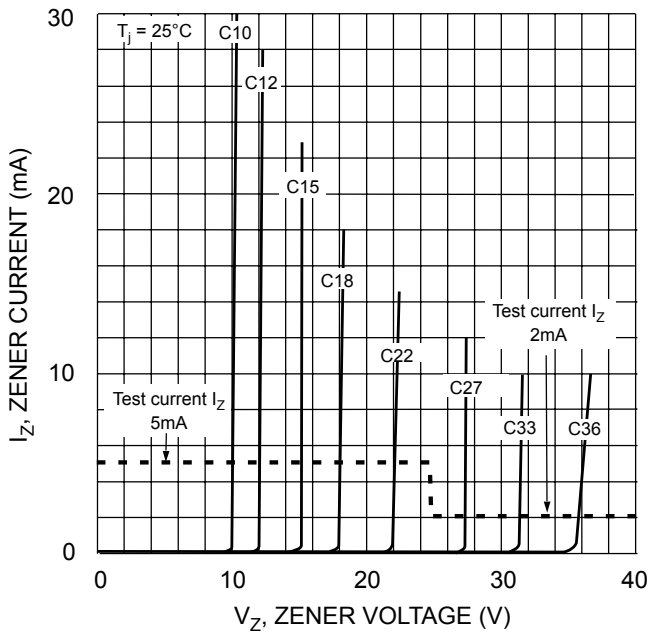


Fig. 3 Zener Breakdown Characteristics

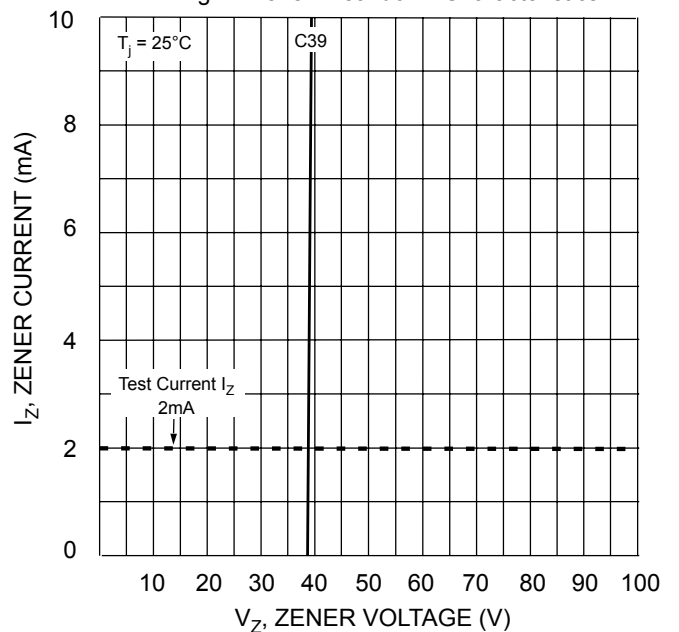


Fig. 4 Zener Breakdown Characteristics

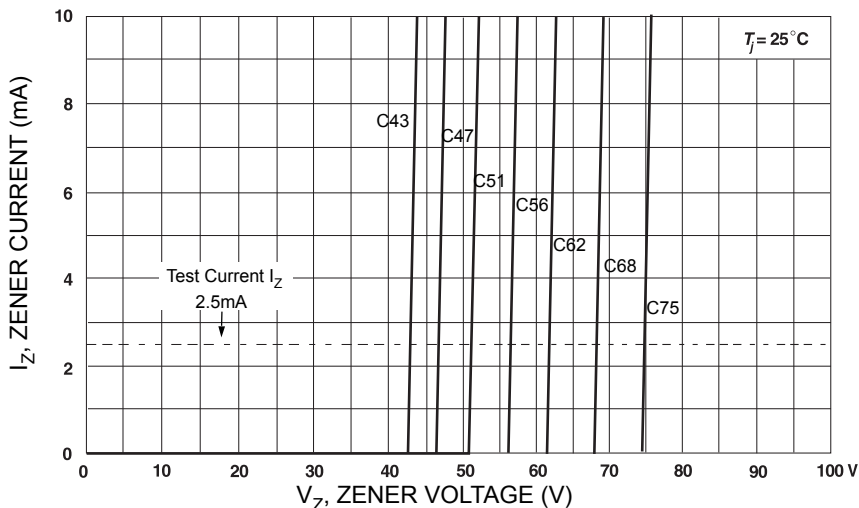
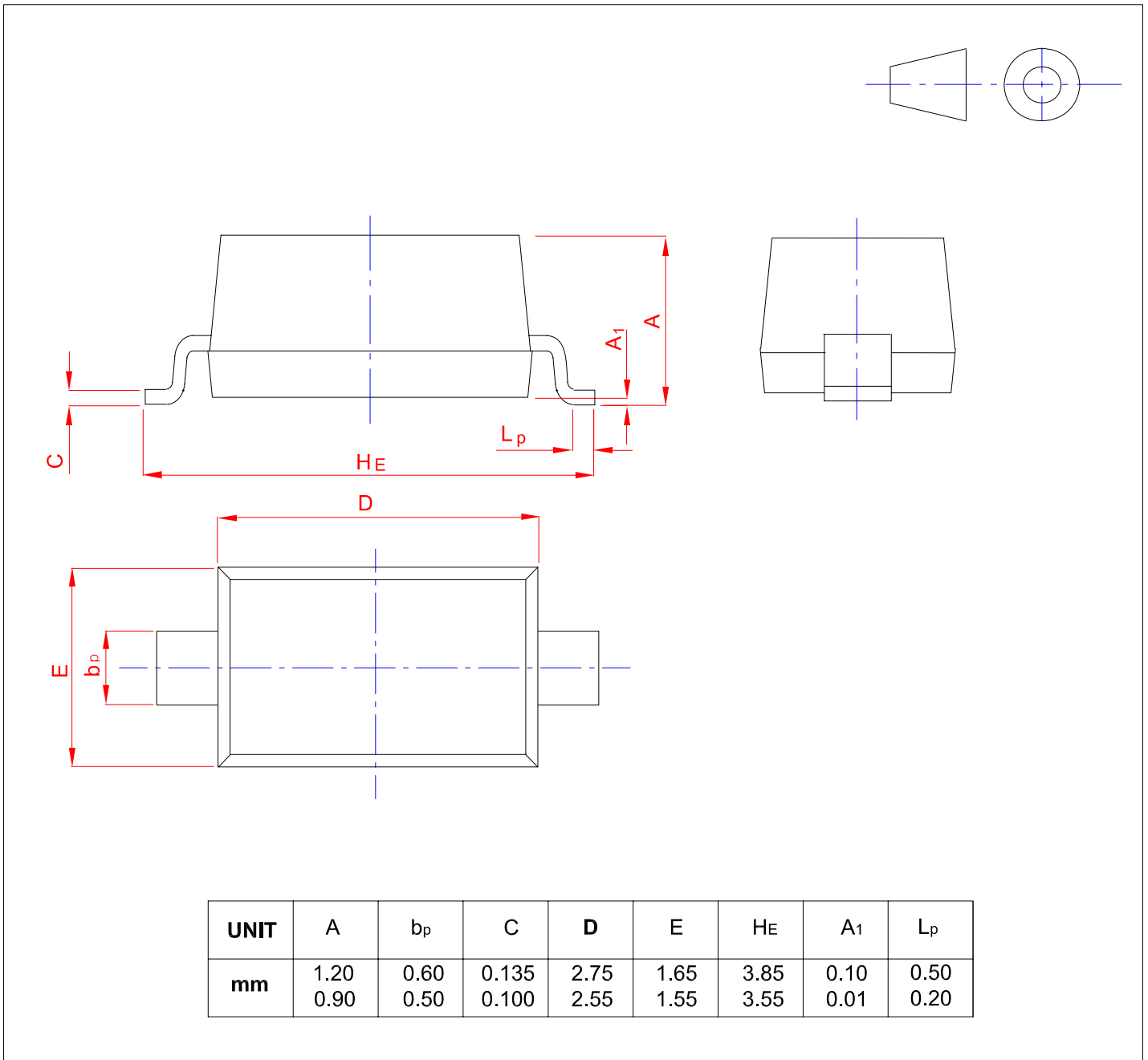


Fig. 5 Zener Breakdown Characteristics

PACKAGE OUTLINE

Plastic surface mounted package; 2 leads

SOD-123



DISCLAIMER

- Before you use our Products, you are requested to carefully read this document and fully understand its contents. BLUECOLOUR shall not be in any way responsible or liable for failure, malfunction or accident arising from the use of any BLUECOLOUR's Products against warning, caution or note contained in this document.
- All information contained in this document is current as of the issuing date and subject to change without any prior notice. Before purchasing or using BLUECOLOUR's Products, please confirm the latest information with a BLUECOLOUR sales representative.